



**Control your business
from the palm of your
hand**

Alarms, notifications, messages,
device controls, measurements,
status and workflow rules all
managed in a single easy to use
mobile application

RAD **iOT**

IOT and Cloud innovation creates
unlimited opportunities to monitor
and control devices across a vast
amount of industries

Take Control

of a world
of million
possibilities

www.radiot.io



4 EYES

Monitor & Control remote sites

from Phone, Tablet
or PC

No more surprises.....



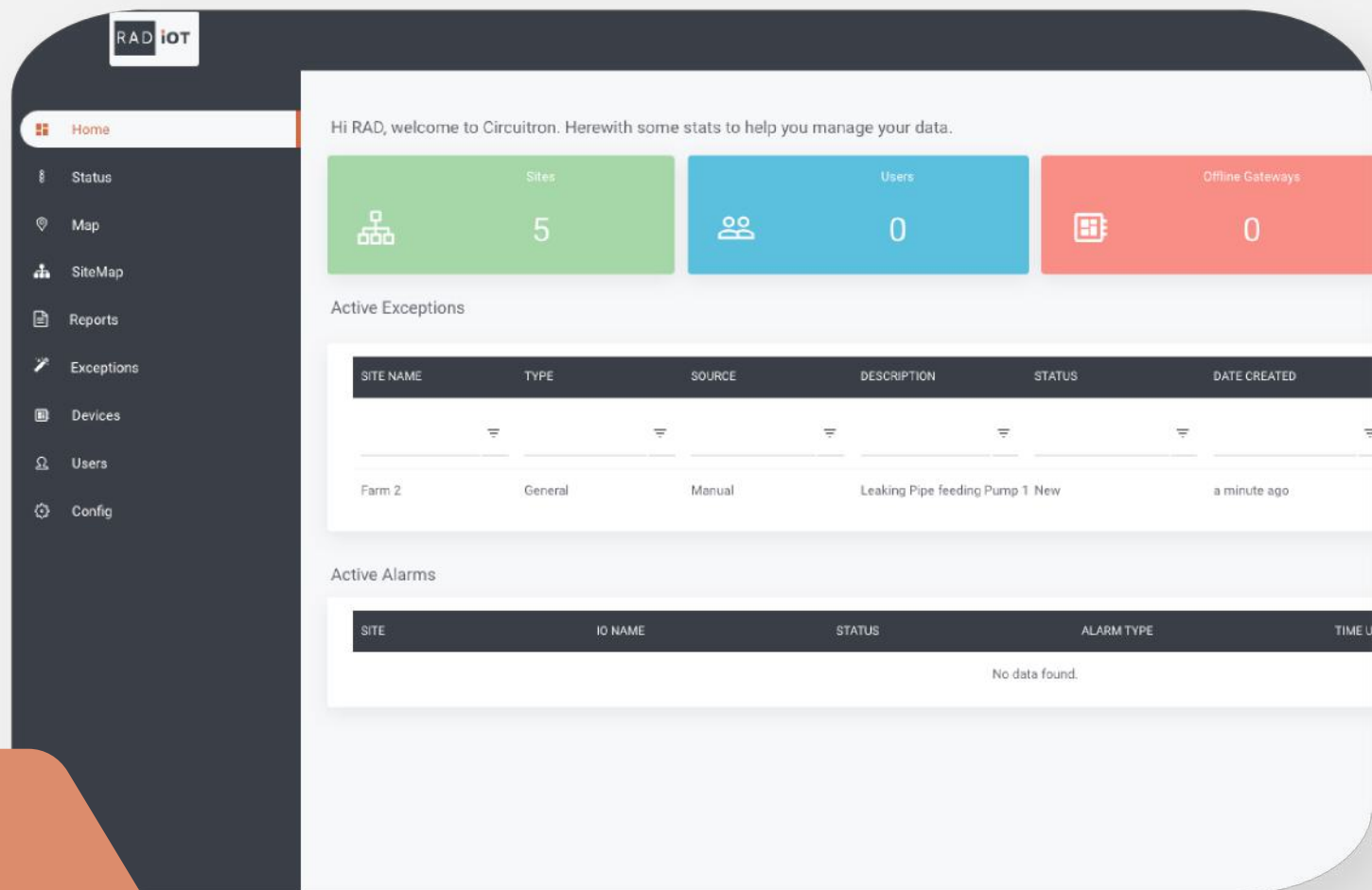


4 EYES

Cloud based multi-tenant IOT platform

Features

- Rules Engine
- Configurable Site Hierarchy
- Granular User Permissions
- Flexible Reporting Capabilities
- Multiple Notification Methods



Cutting edge secure IOT platform enabling monitoring and control of unlimited locations, tenants, departments and devices.

Build on a scalable AWS server architecture.

www.radiot.io



The screenshot shows the RAD IOT User Management interface. On the left is a dark sidebar menu with options: Home, Status, Map, SiteMap, Reports, Exceptions, Rules, Devices, Users (highlighted), and Config. The main content area is titled 'User Management' and includes a 'Show Archived' button and a '+ New' button. Below these is a table with the following data:

FULLNAME	EMAIL ADDRESS	MOBILE NUMBER	ROLE	USERNAME	DATE CREATED	DATE UPDATED	ACTIONS
RADIOT DEV	dev@radiot.io		TenantAdmin	dev@radiot.io	6 months ago	a month ago	
Wikus Pretorius	wikus@radiot.io	+27832779707	TenantAdmin	WikusP	3 months ago	3 months ago	
Dederick Venter	dederick@radiot.io	+2784777769	TenantAdmin	DederickV	3 months ago		

USER CONFIGURATION

- CUSTOM CONFIGURABLE USER LEVELS AND GROUPS
- GRANULAR CRUD SETTINGS
- 3RD PARTY ACCESS SUPPORTED

SECURITY

256 BIT ENCRYPTED SECURITY

Custom configurable



The screenshot displays the RAD IOT interface. On the left is a navigation menu with options: Home, Status, Map, SiteMap (highlighted), Reports, Exceptions, Rules, Devices, Users, and Config. The main area shows a 'Site Map' for 'Fortis Towers' with a tree view of locations: GP, Bronberg, MNO > Vodacom (IO > kWh, IO > Volts), and Glenvista. Under Glenvista, there are 'Area > Exterior' (IO > Ext Camera Feed, IO > ExtCamera Field Detection, IO > ExtCamera Line Detection, IO > Siren) and 'Area > Interior' (IO > Humidity, IO > Int Camera Feed, IO > IntCamera Field Detection, IO > IntCamera Line Detection, IO > Temperature). The 'IO > Humidity' item is selected, showing a 'Humidity' status report. The report includes a pie chart showing 42.45% OK (green) and 57.55% NOK (red). Below the pie chart is a horizontal bar chart showing the status over time. A table below the charts lists the status history:

NAME	DISPLAY NAME	FROM TIME	TO TIME
Healthy	OK	2024-09-27 06:35	2024-09-27 10:55
Issue	NOK	2024-09-27 10:55	2024-09-27 23:56
Healthy	OK	2024-09-27 23:56	2024-09-28 20:57
Issue	NOK	2024-09-28 20:57	2024-09-28 22:17
Healthy	OK	2024-09-28 22:17	2024-09-29 03:17

- Custom Configurable Site Hierarchy
- Master Rules Configurable Per Site, Tenant, Dept Etc.

Unlimited locations, departments, tenants, entities, devices and I/O's



The screenshot shows the RAD iOT Device Management interface. On the left is a navigation menu with options: Home, Status, Map, SiteMap, Reports, Exceptions, **Devices**, Users, and Config. The main content area is titled 'Device Management' and shows a tree view of 'Circuitron' with sub-items like Factory 1, Factory 2, Farm 1, Main Gateway, Zone 1 Electricity Meter, Zone 1 Node, Pressure Sensor Line 1, Pressure L1, Zone 2 Node, Farm 2, and Farm 3. On the right, a table displays the device catalogue:

IMAGE	SITE	NAME	NODE ID	TYPE	PARENT NAME
	Farm 1	Pressure Sensor Line 1	1	Sensor	Zone 1 Node
	Farm 1	Main Gateway	1	Gateway	
	Farm 1	Zone 1 Node	10	Node	Main Gateway
	Farm 1	Zone 1 Electricity Meter	11	Node	Main Gateway
	Farm 1	Zone 2 Node	20	Node	Main Gateway

SUPPORTED COMMUNICATION PROTOCOLS

LORA, WIFI, BLUETOOTH, LAN, SIGFOX, MODBUS, RS485, RS232, WIEGAND

SUPPORTED HARDWARE

- HARDWARE AGNOSTIC
- EVER EXPANDING PRODUCT CATALOGUE

Rapid integration of new hardware types and models



**SINGLE PAGE MAP
VIEW OF FACILITY
STATUS**

PIN COLOUR CHANGE ON
ALARM OR EXCEPTION
WITH DRILL DOWN TO
INDIVIDUAL ALARM
DETAILS

Configurable 3rd party user or
user group level access



Fortis Towers > GP > Site > Glenvista > Area > Interior > IO > Humidity

IO Details | IO Status | IO Status Definitions | Graph | Data

Humidity

X-Axis Units: Hours | Date Range: 3h, 6h, 12h, 1d, 1w, 2w, 1m, Custom | Generate

NAME	DISPLAY NAME	FROM TIME	TO TIME
Healthy	OK	2024-09-27 06:35	2024-09-27 10:55
Issue	NOK	2024-09-27 10:55	2024-09-27 23:56
Healthy	OK	2024-09-27 23:56	2024-09-28 20:57
Issue	NOK	2024-09-28 20:57	2024-09-28 22:17
Healthy	OK	2024-09-28 22:17	2024-09-29 03:17

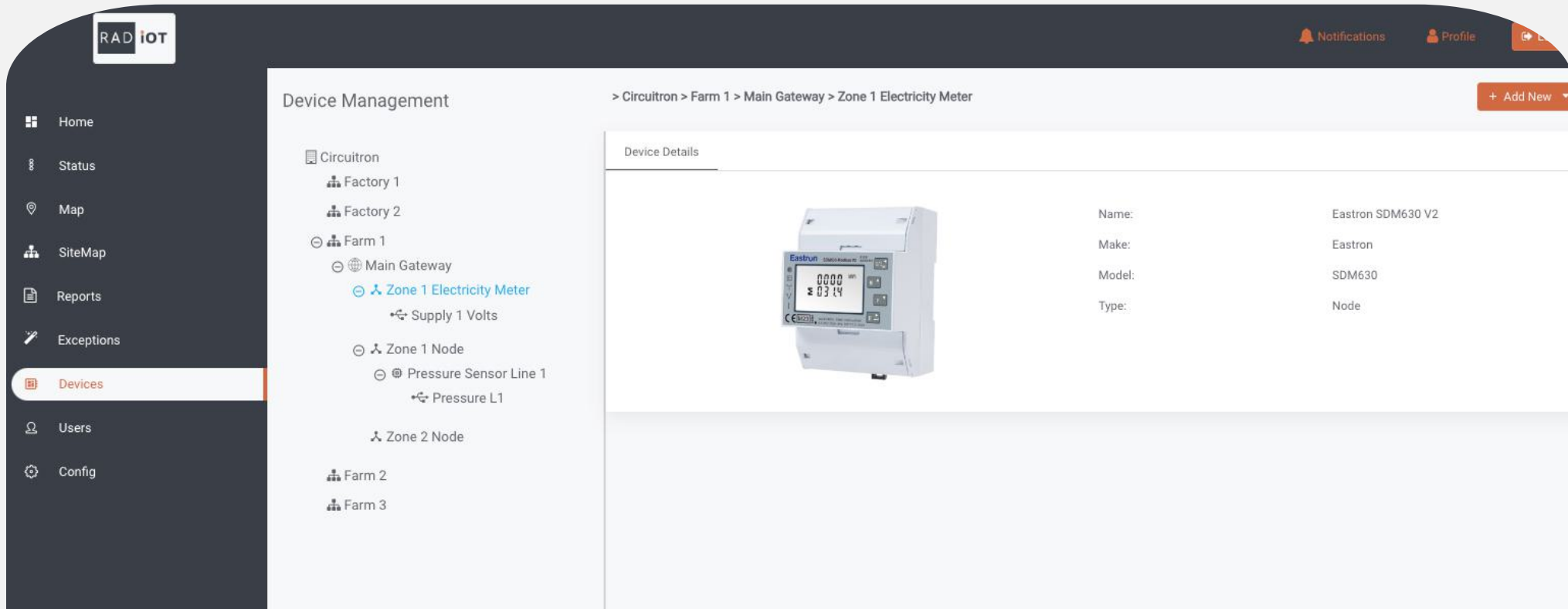
Legend: OK (Green), NOK (Red)

Legend: OK (Green), NOK (Red)

**SINGLE PAGE
HIERARCHIAL VIEW
OF FACILITY STATUS**

COLOUR CHANGE ON
ALARM OR EXCEPTION
WITH DRILLDOWN TO
INDIVIDUAL ALARMS

Custom Configurable status rules
with And/Or logic



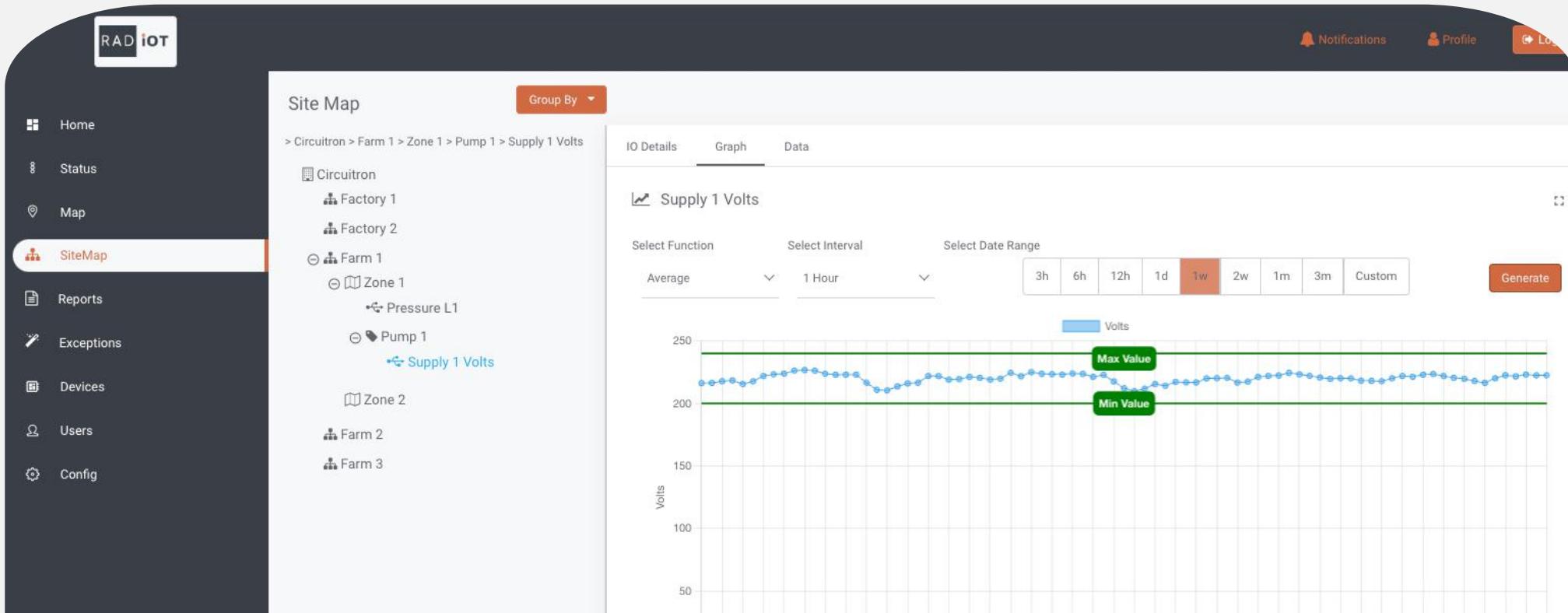
SUPPORTED COMMUNICATION PROTOCOLS

LORA, WIFI,
BLUETOOTH, LAN,
SIGFOX, MODBUS,
RS485, RS232,

SUPPORTED HARDWARE

HARDWARE
AGNOSTIC
EVER EXPANDING
PRODUCT
CATALOGUE

Rapid integration of
new smartmeter models



SUPPORTED METRICS

KWH, AMPS, FREQUENCY, PHASE TO NEUTRAL, ETC.

E.G. EASTRON SDM 630
MODBUS 3 PHASE METERS
SUPPORT UP TO 175
REGISTERS

DATA FIELDS

SITE CODE, TENANT ID,
MUNICIPALITY,
MUNICIPAL RATES
+
UNLIMITED CUSTOM
CONFIGURABLE FIELDS

Billing file export in CSV
or XLS

Custom Reporting &
Integration to client ERP
on request



4 EYES

Utility Metering Metrics

RAD iOT Notifications Profile

- Home
- Status
- Map
- SiteMap**
- Reports
- Exceptions
- Rules
- Devices
- Users
- Config

Site Map Group By

> Fortis Towers > GP > Site > Glenvista > MNO > Vodacom > IO > kWh

IO Details IO Status IO Status Definitions **Graph** Data

kWh

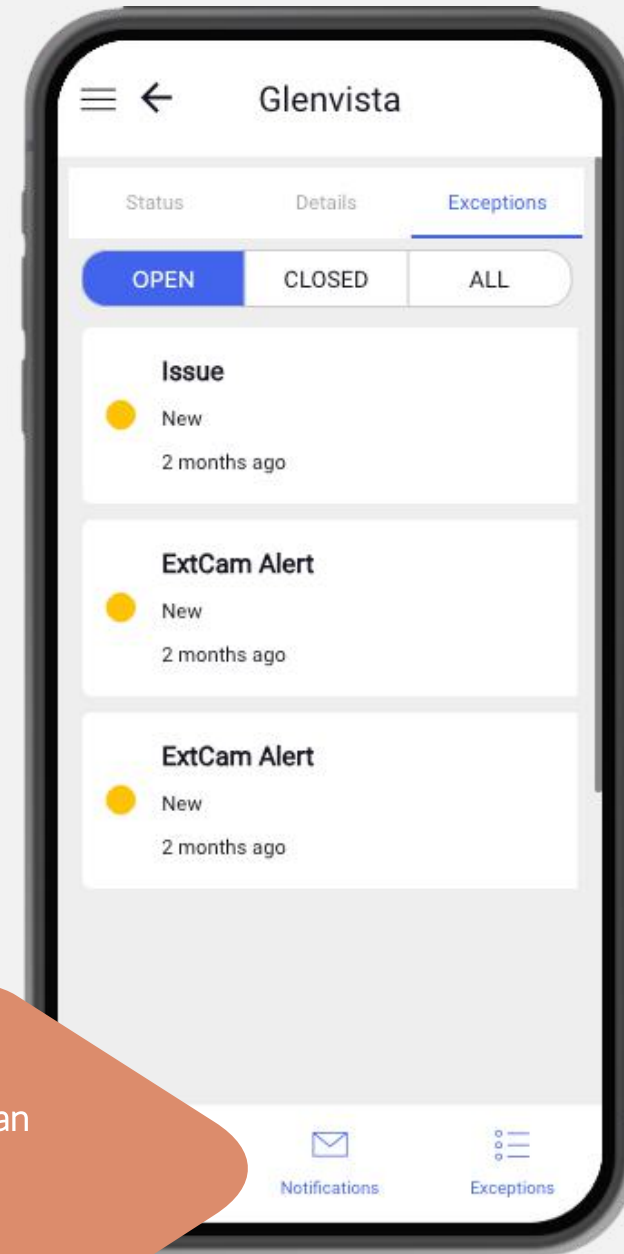
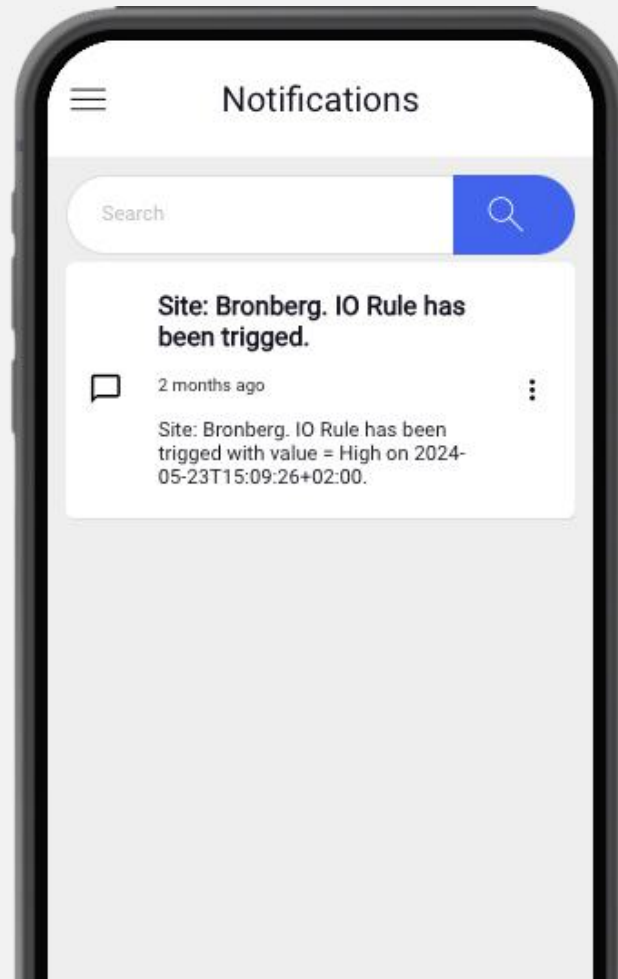
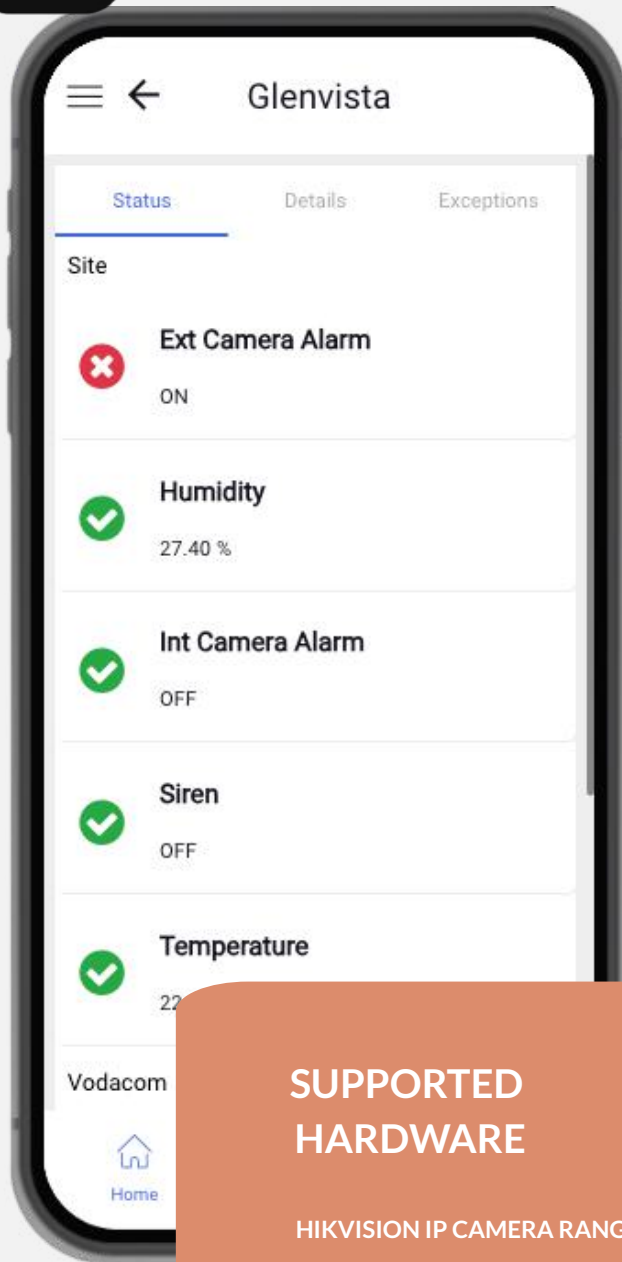
Select Function: Delta | Select Interval: 1 Day | Select Date Range: 3h 6h 12h 1d **1w** 2w 1m 3m Custom Generate

Time	kWh (Delta)
2024-09-26 00:00:00	~26
2024-09-27 00:00:00	~54
2024-09-28 00:00:00	~54
2024-09-29 00:00:00	~54
2024-09-30 00:00:00	~53
2024-10-01 00:00:00	~51



4 EYES


SURVEILLANCE



SUPPORTED HARDWARE
 HIKVISION IP CAMERA RANGE
 OTHER BRANDS ON REQUEST

ALARMS
 LINE CROSSING &
 INTRUSION

Live view and/or short video clips of incidents can be shared to specified users or user groups



ALARMS

GEO FENCE AREA
LINE CROSSING
&
INTRUSION

Live view and/or short
video clips of incidents can
be shared to specified
users or user groups

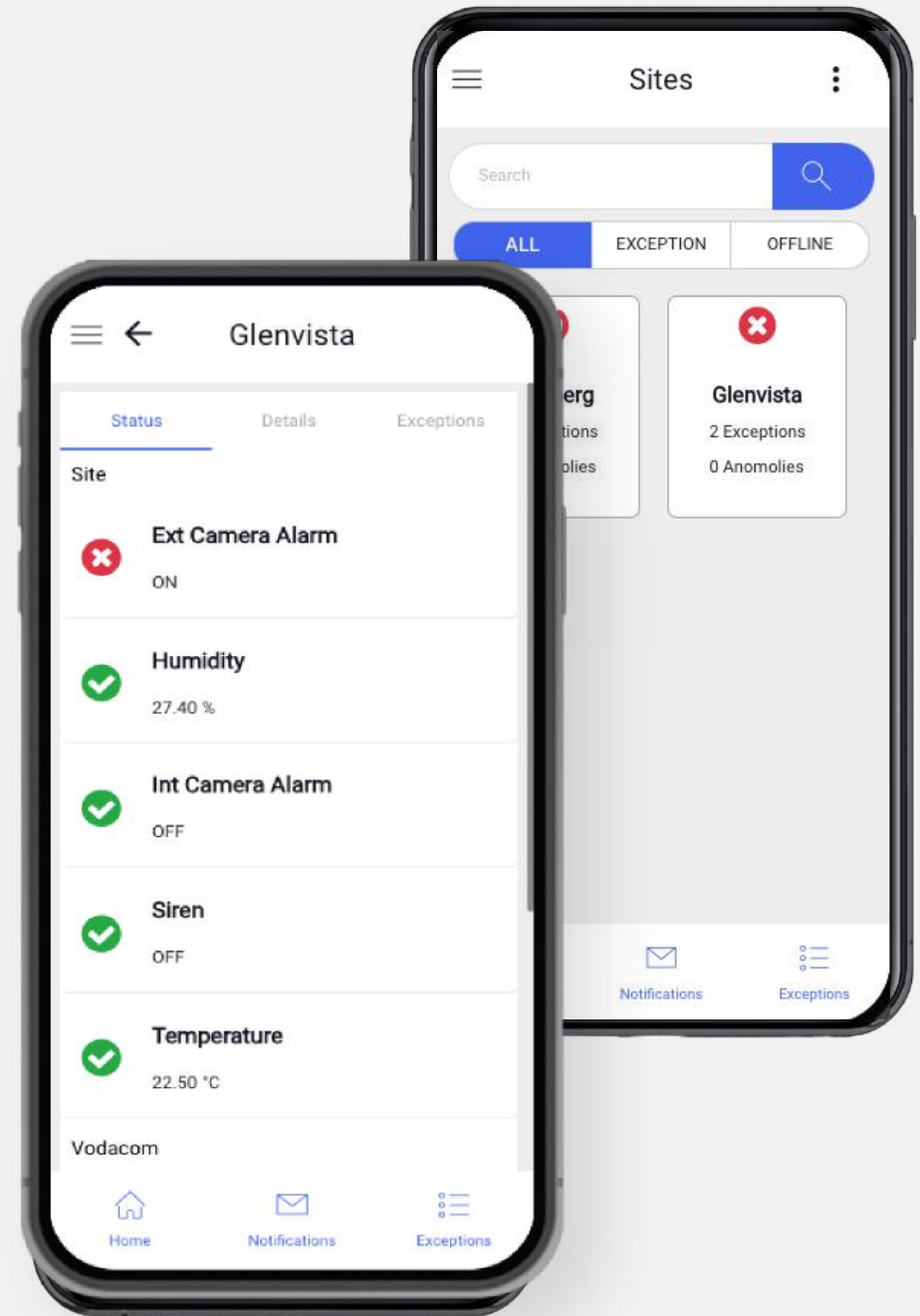


MOBILE APP

IOT control
in the palm of
your hand

Features

- Rules Engine,
- Configurable Site Hierarchy
- Granular User Permissions
- Flexible Reporting Capabilities
- Multiple Notification Methods



Tell me more

dederick@radiot.io

www.radiot.io

Contact us